

## 煤矿用阻燃电缆 Flame-retardant Cable for Mine



### 1 橡皮绝缘矿用阻燃橡套电缆

#### Rubber insulation flame-retardant tube cable for mine

执行标准 Executive standard

本产品按照MT818.1~10-2009 《煤矿用阻燃电缆》设计制造

The product is designed and manufactured according to MT818.1~10-2009 "Flame-retardant cable for Mine" .

1.1 产品的型号名称和用途见表1 Model designation and usage of product refers to table 1.

型号 Model	名称 Name	用途 Usage
MYQ-0.3/0.5 kV	煤矿用移动轻型橡套软电缆 Mobile light rubber tube flexible cable for mine	煤矿井下巷道照明,输送机联锁和控制与信号设备电源的连接 Connection for lane lightening of mine, conveyor interlocking and control & signal device power
MZP-0.3/0.5 kV	煤矿用电钻屏蔽橡套电缆 Electric drill sheathed rubber tube cable for mine	煤矿井下额定电压0.3/0.5kV及以下电钻的电源连接 Power connection of drill for rated voltage 0.3/0.5kV and below for mine
MZ-0.3/0.5 kV	煤矿用电钻橡套电缆 Electric drill rubber tube cable for mine	煤矿井下额定电压0.3/0.5kV及以下电钻的电源连接 Power connection of drill for rated voltage 0.3/0.5kV and below for mine
MC-0.38/0.66 kV	采煤机橡套软电缆 Coal winning machine rubber tube flexible cable	额定电压0.38/0.66kV采煤机及类似设备的电源连接 Power connection of rated voltage 0.38/0.66kV coal winning machine and similar devices
MCP-0.66/1.14 kV	采煤机屏蔽橡套软电缆 Coal winning machine sheathed rubber tube flexible cable	额定电压0.66/1.14kV采煤机及类似设备的电源连接 Power connection of rated voltage 0.38/1.14kV coal winning machine and similar devices
MCP-0.38/0.66 kV	采煤机屏蔽橡套软电缆 Coal winning machine sheathed rubber tube flexible cable	额定电压0.38/0.66kV采煤机及类似设备的电源连接 Power connection of rated voltage 0.38/0.66kV coal winning machine and similar devices
MCP-1.9/3.3 kV	采煤机屏蔽橡套软电缆 Coal winning machine sheathed rubber tube flexible cable	额定电压1.9/3.3kV采煤机及类似设备的电源连接 Power connection of rated voltage 1.9/3.3kV coal winning machine and similar devices
MY-0.38/0.66 kV	煤矿用移动橡套软电缆 Mobile rubber tube flexible cable for mine	额定电压0.38/0.66kV各种井下移动采煤设备的电源连接 Power connection of rated voltage 0.38/0.66kV each movable coal winning machines
MYP-0.38/0.66 kV	煤矿用移动屏蔽橡套软电缆 Mobile rubber tube flexible cable for mine	额定电压0.38/0.66kV各种井下移动采煤设备的电源连接 Power connection of rated voltage 0.38/0.66kV each movable coal winning machines
MYP-0.66/1.14 kV	煤矿用移动屏蔽橡套软电缆 Mobile rubber tube flexible cable for mine	额定电压0.66/1.14kV各种井下移动采煤设备的电源连接 Power connection of rated voltage 0.66/1.14kV each movable coal winning machines
MYPTJ-3.6/6 kV	煤矿用移动金属屏蔽监视型橡套软电缆 Mobile metal sheathed monitor type rubber tube flexible cable for mine	额定电压3.6/6kV的井下移动变压器及类似设备的电源连接 Power connection of rated voltage 3.6/6kV movable transformer and similar devices

### 1.2 结构尺寸及主要技术参数

Construction and main technical data

#### 1.2.1 矿用移动轻型橡套软电缆

Flexible light rubber-sheathed cables for mine

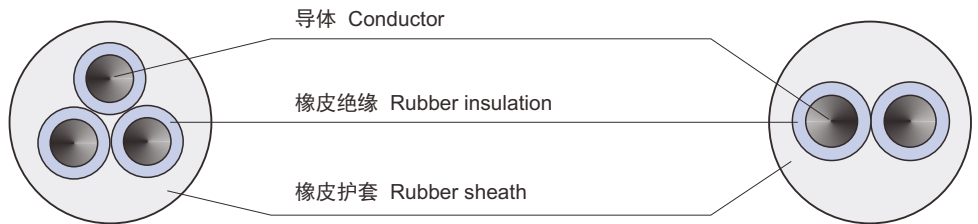
型号 Model: MYQ ; 额定电压 Rated Voltage: 0.3/0.5 kV

# ELECTRIC WIRES & CABLE

芯数截面 Core No. of section area	绝缘厚度 Insulation thickness	电缆外径 External dia. of cable		参考重量 Ref. Weight	导体(铜)最大直流电阻 Max.DC resistance of conductor(Cu)	20 °C载流量 Current rating in 20 °C
		护套厚度 Sheath thickness	标称 Nominal mm			
2 1.0	0.6	1.5	8.1	100.5	19.5	16
2 1.5	0.8	1.5	9.4	138.3	13.3	20
2 2.5	1	1.5	11.5	200.5	7.98	28
3 1.0	0.6	1.5	8.4	116.3	19.5	13
3 1.5	0.8	1.5	9.9	161.8	13.3	17
3 2.5	1	1.5	12.1	246.2	7.98	24
4 1.0	0.6	1.5	9.1	141.9	19.5	12
4 1.5	0.8	1.5	10.7	197.5	13.3	17
4 2.5	1	2	14.3	329.7	7.98	24
7 1.0	0.6	1.5	10.6	212.1	19.5	11
7 1.5	0.8	2	13.6	335.1	13.3	16
7 2.5	1	2	16.8	479.9	7.98	32
12 1.0	0.6	2	14.6	335.8	19.5	11
12 1.5	0.8	2.5	18.3	518.1	13.3	16
12 2.5	1	2.5	22.7	752.4	7.98	32

电缆结构图  
Construction diagram of cable

备注: Notes



- 1) 电缆绝缘主线芯之间及主线芯与地线之间的绝缘电阻,换算到+20°C时不低于160MΩ km。
- 2) 产品标准: MT818.9-2009。
- 3) MYQ型电缆,有2~12根主线芯组成,成缆后外面挤包黑色氯化聚乙烯橡皮护套或黑色氯丁橡皮护套。
- 4) 导电芯:采用软铜线,其性能符合 GB/T3956-2008。
- 5) 绝缘:采用GB7594.2-1987中XJ-00A型橡皮。
- 6) 线芯识别:四芯及以下采用绝缘分色识别,主线芯红、白、浅蓝、地线黑色,四芯以上采用打印号码识别。
- 7) 成缆:按右向绞合成缆。
- 8) 护套:采用GB7594.5-1987中XH-01A型橡皮。
- 9) 电缆标志:电缆表面印有型号、电压、规格及制造厂名称。

- (1) The insulation resistance, between main cable dielectric cores and for main cores and grounding wire, is not lower than 160MΩ km when conversion into +20°C
- (2) Product standard: MT818.9-2009.
- (3) MYQ type cable is consists of 2~12 main cores, extruded black chlorinated PE rubber sheath or black neoprene from outside after cabling.
- (4) Conductive core: adopting flexible Cu wire, the performance talies with GB/T3956-2008.
- (5) Insulation: adopting XJ-00A type rubber in GB7594.2-1987.
- (6) Wire core indentify: Four-core and below adopts insulation color separation indentified; main wire is red, white, light blue, grounding wire is black. Four-core above adopts pringting No. To indentify.
- (7) Cabling: Stranding into cable by right direction.
- (8) Sheath: adopting XH-01A type rubber in GB7594.2-1987.
- (9) Cable sign: Model, voltage, specification and manufacturing works are printed on cable surface.

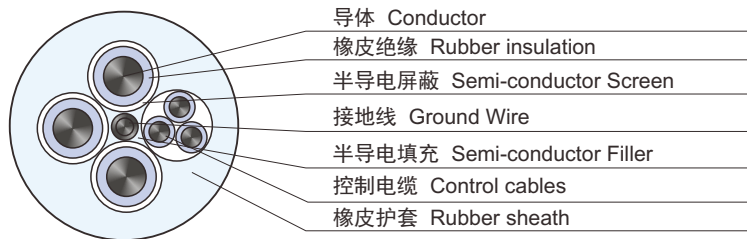
# 电线电缆类

## 1.2.2 采煤机用橡套软电缆 Coal winning machine sheathed rubber tube flexible coal 型号Type: MCP ; 额定电压 Rated Voltage: 1.9/3.3 kV

芯数截面 Nor.cross sectional areas mm <sup>2</sup>	绝缘厚度 Insulation thickness mm	护套厚度 Sheath thickness mm	电缆外径 Overall diameter		参考重量 Ref. weight kg/km	导体(铜)最大 直流电阻 Max.D.C.resistance of conductor (Cu) in 20°C/km	20 °C载流量 Current rating (20°C)A
			最小 min mm	最大 Max mm			
3 35+1 16+3 2.5	2.8	6	47.2	51.4	3758	0.565	138
						1.24	
						8.21	
3 50+1 25+3 6	2.8	7	54.3	58.6	4888	0.393	170
						0.795	
						3.39	
3 70+1 35+3 6	3.0	7	59.6	64.3	5783	0.277	210
						0.565	
						3.39	
3 95+1 50+3 10	3.0	7	64.5	70.1	7430	0.210	250
						0.393	
						1.95	

电缆结构图

Construction diagram of cable



备注:  
Notes:

- 1) 电缆绝缘主线芯之间及主线芯与地线之间的绝缘电阻，换算到+20°C时不低于100MΩ km。
- 2) 主线芯屏蔽层的过渡电阻换算到20°C时不高于3kΩ。
- 3) 产品标准: MT818.2-2009。
- 4) MCP型电缆，有3根主线芯，一根地线芯和一组控制单元组成(控制单元3芯)，成缆后外面挤包黑色氯化聚乙烯橡皮护套或黑色氯丁橡皮护套。
- 5) 导电线芯: 采用镀锡软铜线，其性能符合 GB/T3956-2008。
- 6) 绝缘: 采用GB7594.8-1987中XJ-30A型橡皮。
- 7) 线芯识别: 采用绝缘分色识别，主线芯红、白、浅蓝。地线黑色，控制线打号码。
- 8) 绝缘屏蔽: 在绝缘表面包半导体带。
- 9) 地线: 挤包半导体橡皮。
- 10) 成缆: 按右向绞合成缆。无控制单元的中心加填芯。有控制单元的将地线放中心。
- 11) 护套: 采用GB7594.7-1987中XH-03A型橡皮。
- 12) MCP型成品电缆的阻燃性能满足MT386-2011的要求。
- 13) 电缆标志: 电缆表面印有型号、电压、规格及制造厂名称。

- (1) The insulation resistance, between main cable dielectric cores and for main cores and grounding wire, is not lower than 100MΩ km when conversion into +20°C
- (2) Transition resistance of main core screen layer is not over 3kΩ when conversion into 20°C.
- (3) Product standard: MT818.2-2009.

# ELECTRIC WIRES & CABLE

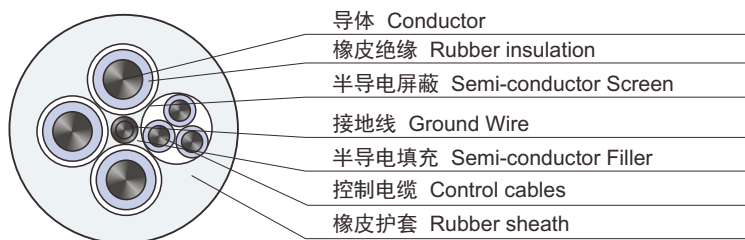
- (4) MCP type cable is consists of 3 main cores, 1 grounding core and a group of control unit (control unit 3 cores), wrapped black chlorinated PE rubber sheath or black neoprene from outside after cabling.
- (5) Conductive core: adopting tinning flexible Cu wire, the performance talies with GB/T3956-2008.
- (6) Insulation: adopting XJ-30A type rubber in GB7594.8-1987.
- (7) Wire core indentify: adopting insulation color separation distinguishing; main wire is red, white, light blue, grounding wire is black. Control wire is printed with number.
- (8) Insulation screen: Conductive rubber is covered in the service.
- (9) Grounding wire: Wrapped conductive tape on insulation surface.
- (10) Cabling: Stranding into cable by right direction. Put core in center to without control unit. Put grounding wire in center with control unit.
- (11) Sheath: adopting XH-03A type rubber in GB7594.7-1987.
- (12) Flame-retardant performance of finished product for MCP type satisfies the requirement of MT386-2011.
- (13) Cable sign: Model, voltage, specification and manufacturing works are printed on cable surface.

## 1.2.3 采煤机用橡套软电缆 Coal winning machine sheathed rubber tube flexible coal

型号Type: MCP; 额定电压 Rated Voltage: 0.66/1.14 kV

芯数截面 Nor.cross sectional areas mm <sup>2</sup>	绝缘厚度 Insulation thickness mm	护套厚度 Sheath thickness mm	电缆外径 Overall diameter		参考重量 Ref. weight kg/km	导体(铜)最大 直流电阻 Max.D.C.resistance of conductor (Cu) in 20°C/km	20 °C载流量 Current rating (20°C)A
			最小 min mm	最大 Max mm			
3 35+1 6+3 6	2.0	6	47.2	51.4	3758	0.565	138
						3.39	
						3.39	
3 50+1 10+3 6	2.2	7	54.3	58.6	4888	0.393	170
						1.95	
						3.39	
3 70+1 16+3 6	2.2	7	59.6	64.3	5783	0.277	210
						1.24	
						3.39	
3 95+1 25+3 10	2.4	7	64.5	70.1	7430	0.210	250
						0.795	
						1.95	

电缆结构图  
Construction diagram of cable



备注:  
Notes:

- 1) 电缆绝缘主线芯之间及主线芯与地线之间的绝缘电阻,换算到+20°C时不低于100MΩ km。
- 2) 主线芯屏蔽层的过渡电阻换算到20°C时不高于3kΩ。
- 3) 产品标准: MT818.2-2009。
- 4) MCP型电缆, 有3根主线芯, 一根地线芯和一组控制单元组成(控制单元3芯), 成缆后外面挤包黄色氯化聚乙烯橡皮护套或黄色氯丁橡皮护套。
- 5) 导电线芯: 采用镀锡软铜线, 其性能符合 GB/T3956-2008。

# 电线电缆类

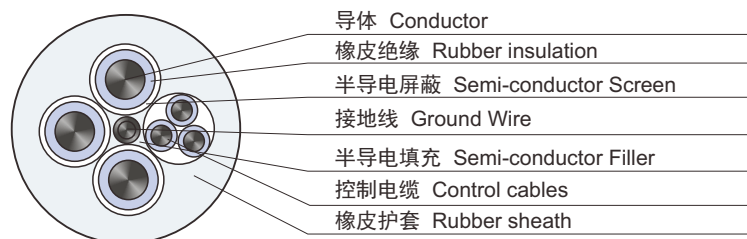
- 6) 绝缘: 采用GB7594.2-1987中XJ-00A型橡皮。
- 7) 线芯识别: 采用绝缘分色识别, 主线芯红、白、浅蓝。地线黑色, 控制线打号码。
- 8) 绝缘屏蔽: 在绝缘表面包半导体带。
- 9) 地线: 挤包半导体橡皮。
- 10) 成缆: 按右向绞合成缆。无控制单元的中心加填芯。有控制单元的将地线放中心。
- 11) 护套: 采用GB7594.7-1987中XH-03A型橡皮。
- 12) MCP型成品电缆的阻燃性能满足MT386-2011的要求。
- 13) 电缆标志: 电缆表面印有型号、电压、规格及制造厂名称。

- (1) The insulation resistance, between main cable dielectric cores and for main cores and grounding wire, is not lower than 100MΩ km when conversion into +20°C
- (2) Transition resistance of main core screen layer is not over 3k, when conversion into 20°C.
- (3) Product standard: MT818.2-2009.
- (4) MCP type cable is consists of 3 main cores, 1 grounding core and a group of control unit (control unit 3 cores), wrapped yellow chlorinated PE rubber sheath or yellow neoprene from outside after cabling.
- (5) Conductive core: adopting tinning flexible Cu wire, the performance talies with GB/T3956-1997.
- (6) Insulation: adopting XJ-00A type rubber in GB7594.2 1987.
- (7) Wire core distinguishing: adopting insulation color separation distinguishing; main wire is red, white, light blue, grounding wire is black. Control wire is printed with number.
- (8) Insulation screen: Conductive rubber is covered in the service.
- (9) Grounding wire: Wrapped conductive tape on insulation surface.
- (10) Cabling: Stranding into cable by right direction. Put core in center to without control unit. Put grounding wire in center with control unit.
- (11) Sheath: adopting XH-03A type rubber in GB7594.7-1987.
- (12) Flame-retardant performance of finished product for MCP type satisfies the requirement of MT386-2011.
- (13) Cable sign: Model, voltage, specification and manufacturing works are printed on cable surface.

## 1.2.4 采煤机用橡套软电缆 Coal winning machine sheathed rubber tube flexible coal 型号 Type: MCP ; 额定电压 Rated Voltage: 0.38/0.66kV

芯数截面 Nor.cross sectional areas mm <sup>2</sup>	绝缘厚度 Insulation thickness mm	护套厚度 Sheath thickness mm	电缆外径 Overall diameter		参考重量 Ref. weight kg/km	导体(铜)最大 直流电阻 Max.D.C.resistance of conductor (Cu) in 20°C/km	20 °C载流量 Current chopping (20°C)A
			最小 min mm	最大 Max mm			
3 16+1 4+3 2.5	1.6	4.5	33.2	36.5	1883	1.24	85
						5.09	
3 25+1 6+4 2.5	1.8	5.5	40.3	44.3	2571	0.795	113
						3.39	
3 35+1 6+4 4	1.8	5.5	45.8	50.4	3527	8.21	138
						0.565	
3 50+1 10+4 4	2.0	5.5	51.5	55.0	4400	3.39	170
						5.09	
						0.393	
						1.95	
						5.09	

电缆结构图  
Construction diagram of cable



# ELECTRIC WIRES & CABLE

备注:  
Notes:

- 1) 电缆绝缘主线芯之间及主线芯与地线之间的绝缘电阻,换算到+20°C时不低于100MΩ km。
- 2) 主线芯屏蔽层的过渡电阻换算到20°C时不高于3kΩ。
- 3) 产品标准: MT818.2-2009。
- 4) MCP型电缆,有3根主线芯,一根地线芯和一组控制单元组成(控制单元有2芯,3芯,4芯和7芯),成缆后外面挤包黑色氯化聚乙烯橡皮护套或黑色氯丁橡皮护套。
- 5) 导电线芯:采用镀锡软铜线,其性能符合GB/T3956-2008。
- 6) 绝缘:采用GB7594.2-1987中XJ-00A型橡皮。
- 7) 线芯识别:采用绝缘分色识别,主线芯红、白、浅蓝。地线黑色,控制线打号码。
- 8) 绝缘屏蔽:在绝缘表面包导电带。
- 9) 地线:挤包导电橡皮。
- 10) 成缆:按右向绞合成缆。无控制单元的中心加填芯。有控制单元的将地线放中心。
- 11) 护套:采用GB7594.7-1987中XH-03A型橡皮。
- 12) MCP型成品电缆的阻燃性能满足MT386-1995的要求。
- 13) 电缆标志:电缆表面印有型号、电压、规格及制造厂名称。

- (1) The insulation resistance, between main cable dielectric cores and for main cores and grounding wire, is not lower than 100MΩ km when conversion into +20°C
- (2) Transition resistance of main core screen layer is not over 3kΩ when conversion into 20°C.
- (3) Product standard: MT818.2-2009.
- (4) MCP type cable is consists of 3 main cores, 1 grounding core and a group of control unit (control unit 2, 3,4,7 cores), wrapped black chlorinated PE rubber sheath or black neoprene from outside after cabling.
- (5) Conductive core: adopting tinning flexible Cu wire, the performance talies with GB/T3956-2008.
- (6) Insulation: adopting XJ-00A type rubber in GB7594.2 1987.
- (7) Wire core distinguishing: adopting insulation color separation distinguishing; main wire is red, white, light blue, grounding wire is black. Control wire is printed with number.
- (8) Insulation screen: Conductive rubber is covered in the service.
- (9) Grounding wire: Wrapped conductive tape on insulation surface.
- (10) Cabling: Stranding into cable by right direction. Put core in center to without control unit. Put grounding wire in center with control unit.
- (11) Sheath: adopting XH-03A type rubber in GB7594.7-1987.
- (12) Inflam-retardant performance of finished product for MCP type satisfies the requirement of MT386-2011.
- (13) Cable sign: Model, voltage, specification and manufacturing works are printed on cable surface.

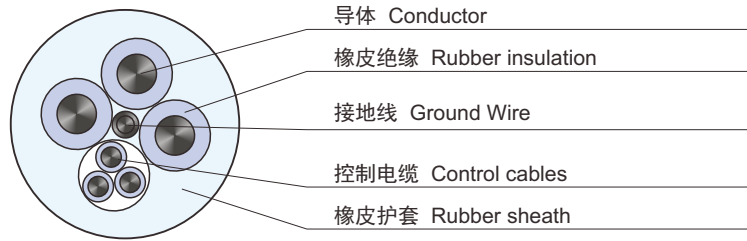
## 1.2.5 采煤机用屏蔽套软电缆 Coal winning machine rubber tube flexible coal

型号Type: MC ; 额定电压 Rated Voltage: 0.38/0.66 kV

芯数截面 Nor.cross sectional areas mm <sup>2</sup>	绝缘厚度 Insulation thickness mm	护套厚度 Sheath thickness mm	电缆外径 Overall diameter		参考重量 Ref. weight kg/km	导体(铜)最大 直流电阻 Max.D.C.resistance of conductor (Cu) in 20°C Ω/km	20 °C载流量 Current rating (20°C)A
			最小 min mm	最大 Max mm			
3 16+1 4+3 2.5	1.6	4.5	31.3	34.4	1668	1.21	85
						4.95	
						7.98	
3 25+1 6+4 2.5	1.8	5.5	38.4	41	2324	0.78	113
						3.3	
						7.98	
3 35+1 6+4 4	1.8	5.5	43.9	48.3	3234	0.554	138
						3.3	
						4.95	
3 50+1 10+7 4	2	5.5	47.7	51	4080	0.386	170
						1.91	
						4.95	

# 电线电缆类

电缆结构图  
Construction diagram of cable



备注:  
Notes:

- 1) 电缆绝缘主线芯之间及主线芯与地线之间的绝缘电阻,换算到+20°C时不低于100MΩ km。
  - 2) 产品标准: GB818.2-2009。
  - 3) MC型电缆, 有3根主线芯, 一根地线芯和一组控制单元组成(控制单元有2芯, 3芯, 4芯和7芯), 成缆后外面挤包黑色氯化聚乙烯橡皮护套或黑色氯丁橡皮护套。
  - 4) 导电线芯: 采用镀锡软铜线, 其性能符合 GB/T3956-2008。
  - 5) 绝缘: 采用GB7594.2-1987中XJ-00A型橡皮。
  - 6) 线芯识别: 采用绝缘分色识别, 主线芯红、白、浅蓝。地线黑色, 控制线打号码。
  - 7) 成缆: 按右向绞合成缆。无控制单元的中心加填芯。有控制单元的将地线放中心。
  - 8) 护套: 采用GB7594.7-1987中XH-03A型橡皮。
  - 9) MC型成品电缆的阻燃性能满足MT386-2011的要求。
  - 10) 电缆标志: 电缆表面印有型号、电压、规格及制造厂名称。
- (1) The insulation resistance, between main cable dielectric cores and for main cores and grounding wire, is not lower than 100MΩ km when conversion into +20°C
  - (2) Product standard: MT818.2-2009.
  - (3) MC type cable is consists of 3 main cores, 1 grounding core and a group of control unit (control unit 2, 3 4, 7 cores), wrapped black chlorinated PE rubber sheath or black neoprene from outside after cabling.
  - (4) Conductive core: adopting tinning flexible Cu wire, the performance talies with GB/T3956-2008.
  - (5) Insulation: adopting XJ-00A type rubber in GB7594.2 1987.
  - (6) Wire core distinguishing: adopting insulation color separation distinguishing; main wire is red, white, light blue, grounding wire is black. Control wire is printed with number.
  - (7) Cabling: Stranding into cable by right direction. Put core in center to without control unit. Put grounding wire in center with control unit.
  - (8) Sheath: adopting XH-03A type rubber in GB7594.7-1987.
  - (9) Flame-retardant performance of finished product for MCP type satisfies the requirement of MT386-1995.
  - (10) Cable sign: Model, voltage, specification and manufacturing works are printed on cable surface.

## 1.2.6 矿用移动屏蔽橡套软电缆 Mobil rubber tube flexible cable for mine

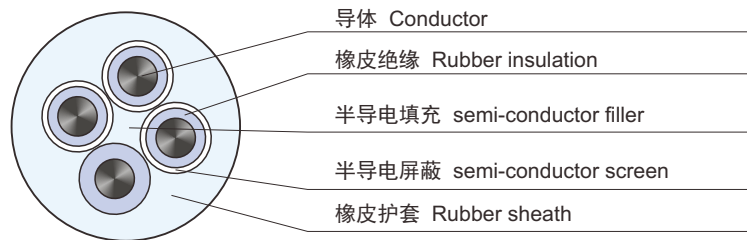
型号Type: MYP; 额定电压 Rated Voltage: 0.66/1.14 kV

芯数截面 Nor.cross sectional areas mm <sup>2</sup>	绝缘厚度 Insulation thickness mm	护套厚度 Sheath thickness mm	电缆外径 Overall diameter		参考重量 Ref. weight kg/km	导体(铜)最大 直流电阻 Max.D.C.resistance of conductor (Cu) in 20°C Ω/km	20 °C载流量 Current rating (20°C)A
			最小 min mm	最大 Max mm			
3 10+1 10	1.8	4.5	31.7	34.9	1640	1.91	64
						1.91	
3 16+1 10	1.8	4.5	34.2	37.6	1899	1.21	85
						1.91	
3 25+1 16	2	5	40.3	44.3	2648	0.78	113
						1.21	
3 35+1 16	2	5	44.4	48.8	3201	0.554	138
						1.21	

# ELECTRIC WIRES & CABLE

芯数截面 Nor.cross sectional areas mm <sup>2</sup>	绝缘厚度 Insulation thickness mm	护套厚度 Sheath thickness mm	电缆外径 Overall diameter		参考重量 Ref. weight kg/km	导体(铜)最大 直流电阻 Max.D.C.resistance of conductor (Cu) in 20°C Ω/km	20 °C载流量 Current rating (20°C)A
			最小 min mm	最大 Max mm			
3 50+1 16	2.2	5.5	51.5	54.6	4013	0.386	173
						1.21	
3 70+1 25	2.2	5.5	53.9	59.3	5079	0.272	215
						0.78	
3 95+1 25	2.4	6	62.1	68.1	6280	0.206	260
						0.78	

电缆结构图  
Construction diagram of cable



备注：  
Notes:

- 1) 电缆绝缘主线芯之间及主线芯与地线之间的绝缘电阻,换算到+20°C时不低于100MΩ km。
- 2) 主线芯屏蔽层的过渡电阻换算到20°C时不高于3kΩ。
- 3) 产品标准: MT818.5-2009.
- 4) MYP型电缆有3个带绝缘屏蔽的主线芯和一个包覆半导体橡皮层的地线组成, 围绕半导体橡皮层垫芯绞合成缆。外面挤包黄色氯化聚乙烯橡皮护套或黄色氯丁橡皮护套。
- 5) 导电线芯: 采用软铜线, 其性能符合 GB/T3956-2008。
- 6) 绝缘: 采用GB7594.2-1987中XJ-00A型橡皮。
- 7) 线芯识别: 采用绝缘分色识别, 主线芯红、白、浅蓝。地线芯黑色。
- 8) 地线: 采用半导体橡皮包覆。
- 9) 绝缘屏蔽: 在绝缘表面包半导体带。
- 10) 成缆: 3个主线芯和一个地线围绕半导体橡皮垫芯按右向绞合成缆。
- 11) 护套: 采用GB7594.7-1987中XH-03A型橡皮。护套橡皮的氧指数≥40。
- 12) 成品电缆的阻燃性能满足MT386-1995的要求。
- 13) 电缆标志: 电缆表面印有型号、电压、规格及制造厂名称。

- (1) The insulation resistance, between main cable dielectric cores and for main cores and grounding wire, is not lower than 100MΩ km when conversion into +20°C
- (2) Transition resistance of main core screen layer is not over 3kΩ when conversion into 20°C.
- (3) Product standard: MT818.5-2009.
- (4) MYP type cable is consists of 3 main cores with main insulation screen and a grounding wire covered with conductive rubber sheath, which is cabling and wrapped around the conductive rubber shaath core, covered with yellow chlorinated PE rubber sheath or yellow neoprene from outside.
- (5) Conductive core: adopting flexible Cu wire, the performance tallies with GB/T3956-2008.
- (6) Insulation: adopting XJ-00A type rubber in GB7594.2 1987.
- (7) Wire core distinguishing: adopting insulation color separation distinguishing; main wire is red, white, light blue, grounding wire is black.
- (8) Grounding wire: adopting conductive rubber covered.
- (9) Insulation screen: Wrapped conductive tape on insulation surface.
- (10) Cabling: stranding into cable around conductive rubber sheath by right direction with 3 main wire cores and 1 grounding wire.
- (11) Sheath: adopting XH-03A type rubber in GB7594.7-1987. Oxygen index of sheath rubber is =40.
- (12) Flame-retardant performance of finished product for MCP type satisfies the requirement of MT386-1995.
- (13) Cable sign: Model, voltage, specification and manufacturing works are printed on cable surface.



# 电线电缆类

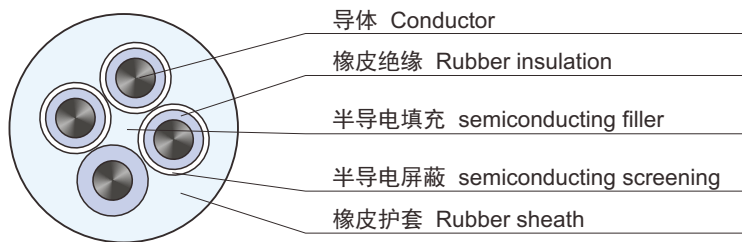
## 1.2.7 矿用移动屏蔽橡胶套软电缆 Mobil rubber tube flexible cable for mine

型号 Type: MYP; 额定电压 Rated Voltage: 0.38/0.66 kV

芯数截面 Nor.cross sectional areas mm <sup>2</sup>	绝缘厚度 Insulation thickness mm	护套厚度 Sheath thickness mm	电缆外径 Overall diameter		参考重量 Ref. weight kg/km	导体(铜)最大 直流电阻 Max.D.C.resistance of conductor (Cu) in 20°C Ω/km	20 °C载流量 Current rating (20°C)A
			最小 min mm	最大 Max mm			
3 4+1 4	1.4	3.5	22.9	25.2	730	4.95 4.95	35
3 6+1 6	1.4	3.5	24.7	27.2	959	3.3 3.3	46
3 10+1 10	1.6	4.0	29.7	32.7	1427	1.91 1.91	64
3 16+1 10	1.6	4.0	32.2	35.4	1675	1.21 1.91	85
3 25+1 16	1.8	4.5	38.3	41.0	2419	0.78 1.21	113
3 35+1 16	1.8	4.5	42.4	46.6	2952	0.554 1.21	138
3 50+1 16	2.0	5.0	47.4	51.0	3741	0.386 1.21	173

电缆结构图

Construction diagram of cable



备注:

Notes:

- 1) 电缆绝缘主线芯之间及主线芯与地线之间的绝缘电阻,换算到+20°C时不低于100MΩ km。
- 2) 主线芯屏蔽层的过渡电阻换算到20°C时不高于3kΩ。
- 3) 产品标准: MT818.5-2009。
- 4) MYP型电缆有3个带绝缘屏蔽的主线芯和一个包覆半导体橡皮层的地线组成, 围绕半导体橡皮层垫芯绞合成缆。外面挤包黑色氯化聚乙烯橡皮护套或黑色氯丁橡皮护套。
- 5) 导电线芯: 采用软铜线, 其性能符合 GB/T3956-2008。
- 6) 绝缘: 采用GB7594.2-1987中XJ-00A型橡皮。
- 7) 线芯识别: 采用绝缘分色识别, 主线芯红、白、浅蓝。
- 8) 地线: 采用半导体橡皮包覆。
- 9) 绝缘屏蔽: 在绝缘表面包半导体带。
- 10) 成缆: 3个主线芯1个地线围绕半导体橡皮垫芯按右向绞合成缆。
- 11) 护套: 采用GB7594.7-1987中XH-03A型橡皮。护套橡皮的氧指数≥40。
- 12) 成品电缆的阻燃性能满足MT386-2011的要求。
- 13) 电缆标志: 电缆表面印有型号、电压、规格及制造厂名称。

- (1) The insulation resistance, between main cable dielectric cores and for main cores and grounding wire, is not lower than 100MΩ km when conversion into+20°C
- (2) Transition resistance of main core screen layer is not over 3kΩ when conversion into 20°C.
- (3) Product standard: MT818.5-2009.
- (4) MYP type cable is consists of 3 main cores with main insulation screen and a grounding wire covered with conductive rubber sheath, which is cabling and wrapped around the conductive rubber shaath core, covered with black chlorinated PE rubber sheath or black neoprene from outside.

# ELECTRIC WIRES & CABLE

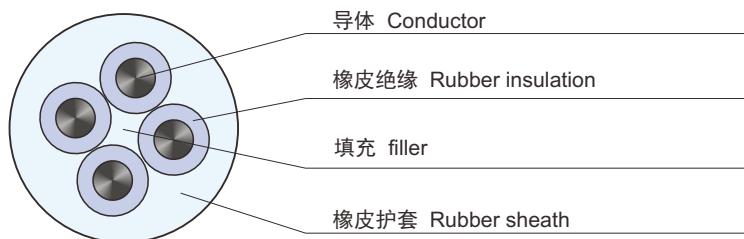
- (5) Conductive core: adopting flexible Cu wire, the performance talies with GB/T3956-1997.
- (6) Insulation: adopting XJ-00A type rubber in GB7594.2 1987.
- (7) Wire core distinquishing: adopting insulation color separation distinquishing; main wire is red, white, light blue.
- (8) Grounding wire: adopting conductive rubber covered.
- (9) Insulation screen: Wrapped conductive tape on insulation surface.
- (10) Cabling: stranding into cable around conductive rubber sheath by right direction with 3 main wire cores and 1 grounding wire.
- (11) Sheath: adopting XH-03A type rubber in GB7594.7-1987. Oxygen index of sheath rubber is =40.
- (12) Flame-retardant performance of finished product for MCP type satisfies the requirement of MT386-1995.
- (13) Cable sign: Model, voltage, specification and manufacturing works are printed on cable surface.

## 1.2.9 矿用移动橡套软电缆 Mobile rubber tube flexible cables for mine

型号 Type: MY ; 额定电压 Rated Voltage: 0.38/0.66 kV

芯数截面 Nor.cross sectional areas mm <sup>2</sup>	绝缘厚度 Insulation thickness mm	护套厚度 Sheath thickness mm	电缆外径 Overall diameter		参考重量 Ref. weight kg/km	导体(铜)最大 直流电阻 Max.D.C.resistance of conductor (Cu) in 20°C Ω /km	20°C载流量 Current rating (20°C)A
			最小 min mm	最大 Max mm			
3 4+1 4	1.4	3.5	20.9	23	637	4.95 4.95	35
3 6+1 6	1.4	3.5	22.9	25.1	856	3.3 3.3	46
3 10+1 10	1.6	4	27.8	30.6	1304	1.91 1.91	64
3 16+1 10	1.6	4	30.3	33.3	1545	1.21 1.91	85
3 25+1 16	1.8	4.5	36.4	40.1	2269	0.78 1.21	113
3 35+1 16	1.8	4.5	40.5	44.6	2786	0.554 1.21	138
3 50+1 16	2	5	45.5	50.1	3554	0.386 1.21	173
3 70+1 25	2	5	51.5	55.1	4587	0.272 0.78	215

电缆结构图  
Construction diagram of cable



备注:  
Notes:

- 1) 电缆绝缘主线芯之间及主线芯与地线之间的绝缘电阻, 换算到+20°C时不低于100MΩ km。
- 2) 产品标准: MT818.5-2009。
- 3) My型电缆为4芯, 有3根主线芯和一根地线芯组成, 围绕垫芯绞合成缆, 外面挤包氯化聚乙烯橡皮护套或黑色氯丁橡皮护套。
- 4) 导电线芯: 采用软铜线, 其性能符合 GB/T3956-2008。
- 5) 绝缘: 采用GB7594.2-1987中XJ-00A型橡皮。
- 6) 线芯识别: 采用绝缘分色识别, 主线芯红、白、浅蓝。地线黑色。
- 7) 成缆: 主线芯、地线、围绕橡皮垫芯按右向绞合成缆。

# 电线电缆类

8) 护套：采用GB7594.7-1987中XH-03A型橡皮。护套橡皮的氧指数≥40。

9) 成品电缆的阻燃性能满足MT386-1995的要求。

10) 电缆标志：电缆表面印有型号、电压、规格及制造厂名称。

(1) The insulation resistance, between main cable dielectric cores and for main cores and grounding wire, is not lower than 100MΩ km when conversion into +20°C

(2) Product standard: MT818.5-2009.

(3) MYP type cable has 4-core, which is consists of 3 main cores and a grounding wire, which is cabling and wrapped around the conductive rubber sheath core, covered with black chlorinated PE rubber sheath or black neoprene from outside.

(4) Conductive core: adopting flexible Cu wire, the performance talies with GB/T3956-2008.

(5) Insulation: adopting XJ-00A type rubber in GB7594.2 1987.

(6) Wire core indentify: adopting insulation color separation distinguishing; main wire is red, white, light blue. Grounding wire is black.

(7) Cabling: Main wire core and grounding wire strand into cable around conductive rubber sheath by right direction.

(8) Sheath: adopting XH-03A type rubber in GB7594.7-1987. Oxygen index of sheath rubber is =40.

(9) Flame-retardant performance of finished product for MCP type satisfies the requirement of MT386-2011.

(10) Cable sign: Model, voltage, specification and manufacturing works are printed on cable surface.

## 1.2.9 煤矿用移动金属屏蔽监视型橡套软电缆

Flexible metal screen rubber-sheathed cables for mining purposes

型号 Type: MYPTJ ; 额定电压 Rated Voltage: 3.6/6 kV

芯数截面 Nor.cross sectional areas mm <sup>2</sup>	绝缘厚度 Insulation thickness mm	护套厚度 Sheath thickness mm		电缆外径 Overall diameter		参考重量 Ref. weight kg/km	导体(铜)最大 直流电阻 Max.D.C.resistance of conductor (Cu) in 20°C Ω/km	20°C载流量 Current rating (20°C)A
		内 in	外 out	最小 min mm	最大 Max mm			
3 25+3 16/3+3 2.5 4	4	2.5	5.0	57.5	63.0	6108	0.795 1.24	113
3 35+3 16/3+3 2.5 4	4	2.5	5.0	62.5	68.6	7200	0.565 1.24	138
3 50+3 25/3+3 2.5 4	4	2.5	5.5	64.9	71.4	8423	0.393 0.795	173

### 备注 Notes:

1) 电缆绝缘主线芯之间及主线芯与地线之间的绝缘电阻,换算到+20°C时不低于100MΩ km。

2) 产品标准: MT818.6-2009。

3) MYPTJ型电缆有3芯结构,有3根主线芯和3根编织地线芯及3根监视线芯组成,围绕垫芯绞合成缆,外面挤包红色氯化聚乙烯橡皮护套或红色氯丁橡皮护套。

4) 导电线芯:采用镀锡软铜线,其性能符合 GB/T3956-2008。

5) 绝缘:采用GB7594.8-1987中XJ-30A型橡皮。

6) 线芯识别:采用绝缘分色识别,主线芯红、白、浅蓝。地线黑色。

7) 成缆:主线芯、地线、围绕橡皮垫芯按向右向绞合成缆。

8) 护套:内护采用GB7594.67-1987中XJ-10A型橡皮,外护采用GB7594.7-1987中XH-03A型橡皮。护套橡皮的氧指数≥40。

9) 成品电缆的阻燃性能满足MT386-2011的要求。

10) 电缆标志:电缆表面印有型号、电压、规格及制造厂名称。

(1) The insulation resistance, between main cable dielectric cores and for main cores and grounding wire, is not lower than 100MΩ km when conversion into+20°C

(2) Product standard: MT818.6-2009.

(3) MYPTJ type cable has 3-core structure, which is consists of 3 main cores, 3 weaven grounding wire core and 3 monitoring wire cores, which is cabling and wrapped around the sheath core, covered with red chlorinated PE rubber sheath or red neoprene from outside.

(4) Conductive core: adopting flexible Cu wire, the performance talies with GB/T3956-2008.

(5) Insulation: adopting XJ-30A type rubber in GB7594.2 1987.

(6) Wire core indentify: adopting insulation color separation distinguishing; main wire is red, white, light blue. Grounding wire is black.

(7) Cabling: Main wire core and grounding wire strand into cable around conductive rubber sheath by right direction.

# ELECTRIC WIRES & CABLE

- (8) Sheath: adopting XJ-10A type rubber in GB7594.67-1987 for sheath inside, XH-03A type rubber in GB7594.7-1978 for sheath outside. Oxygen index of sheath rubber is =40.
- (9) Flame-retardant performance of finished product for the cable be satisfied the requirement of MT386-2011.
- (10) Cable sign: Model, voltage, specification and manufacturing works are printed on cable surface.

## 2 煤矿用交联聚乙烯绝缘电力电缆 XLPE Insulated Flame-retardant Power Cable for Mining Purpose

执行标准 Executive standard

本产品按照MT818.11、13-2009《煤矿用阻燃电缆》设计制造。

The product is designed and manufactured according to MT818.11,13-2009 “Flame-retardant Cable for Mine” .

### 2.1 产品的型号和名称 Model and designation of product

型号 Model	名称 Name
MYJV42	煤矿用交联聚乙烯绝缘粗钢丝铠装聚氯乙烯护套电力电缆 XLPE insulated thick st. wire armored PVC sheathed power cable for mining purpose
MYJV32	煤矿用交联聚乙烯绝缘细钢丝铠装聚氯乙烯护套电力电缆 XLPE insulated thin st. Wire armored PVC sheathed power cable for mining purpose
MYJV22	煤矿用交联聚乙烯绝缘钢带铠装聚氯乙烯护套电力电缆 XLPE insulated steel tape armored PVC sheathed power cable for mining purpose
MYJV	煤矿用交联聚乙烯绝缘聚氯乙烯护套电力电缆 XLPE insulated PVC sheathed power cable for mining purpose

### 2.2 电缆的规格 Cable specification

型号 Model	芯数 Core Number	电压 Voltage	
		0.6/1kV	8.7/10kV
MYJV	3	1.5~300	25~300
MYJV22	3	4~300	25~300
MYJV32	3	4~300	25~300
MYJV42	3	4~300	25~300

### 2.3 电缆工作条件

Working condition of cable

#### 2.3.1 电缆导体的长期允许工作温度为90℃。

Long-term allowable working temperature of cable conductor is 90℃.

#### 2.3.2 短路时(最长持续时间不超过5秒)电缆导体的最高工作温度不超过250℃。

Max. working temperature of cable conductor is not over 250℃ in short circuit (Max. lasting time is not over 5s).

### 2.4 煤矿用交联聚乙烯绝缘低压电力电缆

XLPE insulated low voltage power cable for mining purpose

#### 2.4.1 结构尺寸及主要技术参数

Construction and main technical data

##### 2.4.1.1 煤矿用交联聚乙烯绝缘粗钢丝铠装聚氯乙烯护套电力电缆

XLPE insulated thick st. wire armored PVC sheathed power cable for mining purpose

# 电线电缆类

型号Type: MYJV42 ; 额定电压Rated Voltage: 0.6/1 kV

芯数截面 Nor.cross sectional areas mm <sup>2</sup>	绝缘厚度 Insulation thickness mm	护套厚度 Sheath thickness mm	电缆外径 Overall diameter		参考重量 Ref. weight kg/km	导体(铜)最大 直流电阻 Max.D.C.resistance of conductor (Cu) in 20°C Ω /km	20°C载流量 Current rating (20°C)A
			最小 min mm	最大 Max mm			
3 4	0.7	1.8	16.9	20.9	380	4.61	35
3 6	0.7	1.8	18.0	22.0	463	3.08	45
3 10	0.7	1.8	20.9	24.9	646	1.83	63
3 16	0.7	1.8	23.0	27.0	866	1.15	84
3 25	0.9	2.0	26.5	30.5	1269	0.727	113
3 35	0.9	2.0	28.6	32.6	1604	0.524	139
3 50	1.0	2.1	27.9	31.9	1833	0.387	161
3 70	1.1	2.3	31.8	35.8	2518	0.268	204
3 95	1.1	2.4	35.0	39.0	3312	0.193	252
3 120	1.2	2.5	37.9	41.9	4063	0.153	291
3 150	1.4	2.7	42.0	46.0	5005	0.124	333
3 185	1.6	2.8	45.6	49.6	6128	0.0991	385
3 240	1.7	3.0	50.7	54.7	7939	0.0754	457
3 300	1.8	3.2	55.5	59.5	9810	0.0601	527

2.4.1.2 煤矿用交联聚乙烯绝缘细钢丝铠装聚氯乙烯护套电力电缆  
XLPE insulated thin st. Wire armored PVC sheathed power cable for mining purpose

型号 Type: MYJV32 ; 额定电压 Rated Voltage: 0.6/1 kV

芯数截面 Nor.cross sectional areas mm <sup>2</sup>	绝缘厚度 Insulation thickness mm	护套厚度 Sheath thickness mm	电缆外径 Overall diameter		参考重量 Ref. weight kg/km	导体(铜)最大 直流电阻 Max.D.C.resistance of conductor (Cu) in 20°C Ω /km	20°C载流量 Current rating (20°C)A
			最小 min mm	最大 Max mm			
3 4	0.7	1.8	15.3	19.3	587	4.61	35
3 6	0.7	1.8	16.4	20.4	696	3.08	45
3 10	0.7	1.8	19.3	23.3	939	1.83	63
3 16	0.7	1.8	21.4	25.4	1316	1.15	84
3 25	0.9	1.8	24.5	28.5	1766	0.727	113
3 35	0.9	1.9	26.8	30.8	2187	0.524	139
3 50	1.0	2.0	26.1	30.1	2402	0.387	161
3 70	1.1	2.0	29.6	33.6	3346	0.268	204
3 95	1.1	2.2	33.0	37.0	4268	0.193	252
3 120	1.2	2.4	36.3	40.3	5458	0.153	291
3 150	1.4	2.6	40.4	44.4	6546	0.124	333
3 185	1.6	2.7	44.2	48.2	7877	0.0991	385
3 240	1.7	2.9	49.5	53.5	9935	0.0754	457
3 300	1.8	3.1	54.5	58.5	11979	0.0601	527

# ELECTRIC WIRES & CABLE

## 2.4.1.3 煤矿用交联聚乙烯绝缘钢带铠装聚氯乙烯护套电力电缆 XLPE insulated steel tape armored PVC sheathed power cable for mining purpose

型号 Type: MYJV22 ; 额定电压 Rated Voltage: 0.6/1 kV

芯数截面 Nor.cross sectional areas mm <sup>2</sup>	绝缘厚度 Insulation thickness mm	护套厚度 Sheath thickness mm	电缆外径 Overall diameter		参考重量 Ref. weight kg/km	导体(铜)最大 直流电阻 Max.D.C.resistance of conductor (Cu) in 20°C Ω /km	20 °C载流量 Current rating (20°C)A
			最小 min mm	最大 Max mm			
3 4	0.7	1.8	15.5	19.5	406	4.61	35
3 6	0.7	1.8	16.6	20.6	492	3.08	45
3 10	0.7	1.8	19.5	23.5	685	1.83	63
3 16	0.7	1.8	21.6	25.6	912	1.15	84
3 25	0.9	1.8	24.7	28.7	1301	0.727	113
3 35	0.9	1.8	26.8	30.8	1641	0.524	139
3 50	1.0	1.9	26.1	30.1	1867	0.387	161
3 70	1.1	2.0	31	35	2834	0.268	204
3 95	1.1	2.2	34.4	38.4	3681	0.193	252
3 120	1.2	2.3	37.5	41.5	4486	0.153	291
3 150	1.4	2.5	41.6	45.6	5477	0.124	333
3 185	1.6	2.6	45.4	49.4	6669	0.0991	385
3 240	1.7	2.8	50.7	54.7	8570	0.0754	457
3 300	1.8	3.0	55.7	59.7	10532	0.0601	527

## 2.4.1.4 煤矿用交联聚乙烯绝缘聚氯乙烯护套电力电缆 XLPE insulated PVC sheathed power cable for mining purpose

型号 Type: MYJV ; 额定电压 Rated Voltage: 0.6/1 kV

芯数截面 Nor.cross sectional areas mm <sup>2</sup>	绝缘厚度 Insulation thickness mm	护套厚度 Sheath thickness mm	电缆外径 Overall diameter		参考重量 Ref. weight kg/km	导体(铜)最大 直流电阻 Max.D.C.resistance of conductor (Cu) in 20°C Ω /km	20 °C载流量 Current rating (20°C)A
			最小 min mm	最大 Max mm			
3 1.5	0.7	1.8	10.4	14.4	209	12.1	20
3 2.5	0.7	1.8	11.2	15.2	254	7.41	27
3 4	0.7	1.8	12.3	16.3	319	4.61	35
3 6	0.7	1.8	13.4	17.4	397	3.08	45
3 10	0.7	1.8	16.3	20.3	570	1.83	63
3 16	0.7	1.8	18.4	22.4	782	1.15	84
3 25	0.9	1.8	21.5	25.5	1150	0.727	113
3 35	0.9	1.8	23.6	27.6	1475	0.524	139
3 50	1.0	1.9	22.9	26.9	1707	0.387	161
3 70	1.1	2.0	26.6	30.6	2361	0.268	204
3 95	1.1	2.1	29.8	33.8	3139	0.193	252
3 120	1.2	2.3	32.9	36.9	3907	0.153	291
3 150	1.4	2.4	36.8	40.8	4814	0.124	333
3 185	1.6	2.5	40.4	44.4	5940	0.0991	385
3 240	1.7	2.7	45.5	49.5	7751	0.0754	457
3 300	1.8	2.9	50.3	54.3	9629	0.0601	527

# 电线电缆类

## 2.5 煤矿用交联聚乙烯绝缘中压电力电缆

XLPE insulated medium voltage power cable for mining purpose

### 2.5.1 煤矿用交联聚乙烯绝缘粗钢丝铠装聚氯乙烯护套电力电缆

XLPE insulated thick st. wire armored PVC sheathed power cable for mining purpose

型号 Type: MYJV42; 额定电压 Rated Voltage: 8.7/10 kV

芯数截面 Nor.cross sectional areas mm <sup>2</sup>	绝缘厚度 Insulation thickness mm	护套厚度 Sheath thickness mm	电缆外径 Overall diameter		参考重量 Ref. weight kg/km	导体(铜)最大 直流电阻 Max.D.C.resistance of conductor (Cu) in 20°C Ω /km	20 °C载流量 Current rating (20°C)A
			最小 min mm	最大 Max mm			
3 25	4.5	2.8	59.6	63.6	7099	0.727	120
3 35	4.5	2.9	61.9	65.9	7652	0.524	140
3 50	4.5	3.0	64.9	68.9	8436	0.387	165
3 70	4.5	3.1	68.8	72.8	9632	0.268	210
3 95	4.5	3.2	72.5	76.5	10956	0.193	255
3 120	4.5	3.3	75.7	79.7	12094	0.153	290
3 150	4.5	3.5	79.6	83.6	13538	0.124	330
3 185	4.5	3.6	83.2	87.2	15152	0.0991	375
3 240	4.5	3.7	88.2	92.2	17520	0.0754	435
3 300	4.5	3.9	93.5	97.5	20133	0.0601	493

### 2.5.2 煤矿用交联聚乙烯绝缘细钢丝铠装聚氯乙烯护套电力电缆

XLPE insulated thin steel wire armored PVC sheathed power cable for mining purpose

型号 Type: MYJV32 ; 额定电压 Rated Voltage: 8.7/10 kV

芯数截面 Nor.cross sectional areas mm <sup>2</sup>	绝缘厚度 Insulation thickness mm	护套厚度 Sheath thickness mm	电缆外径 Overall diameter		参考重量 Ref. weight kg/km	导体(铜)最大 直流电阻 Max.D.C.resistance of conductor (Cu) in 20°C Ω /km	20 °C载流量 Current rating (20°C)A
			最小 min mm	最大 Max mm			
3 25	4.5	2.7	55.2	59.2	5341	0.727	120
3 35	4.5	2.8	57.7	61.7	5928	0.524	140
3 50	4.5	2.9	60.7	64.7	6617	0.387	165
3 70	4.5	3.0	64.8	68.8	7682	0.268	210
3 95	4.5	3.1	68.7	72.7	8960	0.193	255
3 120	4.5	3.2	71.9	75.9	10006	0.153	290
3 150	4.5	3.4	77.3	81.3	12212	0.124	330
3 185	4.5	3.5	81.1	85.1	13739	0.0991	375
3 240	4.5	3.6	86.3	90.3	16151	0.0754	435
3 300	4.5	3.8	91.6	95.6	18668	0.0601	493

### 2.5.3 煤矿用交联聚乙烯绝缘钢带铠装聚氯乙烯护套电力电缆

XLPE insulated steel tape PVC sheathed power cable for mining purpose

型号 Type: MYJV22 ; 额定电压 Rated Voltage: 8.7/10 kV

芯数截面 Nor.cross sectional areas mm <sup>2</sup>	绝缘厚度 Insulation thickness mm	护套厚度 Sheath thickness mm	电缆外径 Overall diameter		参考重量 Ref. weight kg/km	导体(铜)最大 直流电阻 Max.D.C.resistance of conductor (Cu) in 20°C Ω /km	20 °C载流量 Current rating (20°C)A
			最小 min mm	最大 Max mm			
3 25	4.5	2.6	46.2	50.2	3728	0.727	120
3 35	4.5	2.7	48.5	52.5	4226	0.524	140
3 50	4.5	2.8	51.3	55.3	4833	0.387	165
3 70	4.5	2.9	55.2	59.2	5790	0.268	210
3 95	4.5	3.0	58.9	62.9	6877	0.193	255
3 120	4.5	3.1	61.9	65.9	7843	0.153	290
3 150	4.5	3.2	65.6	69.6	9018	0.124	330
3 185	4.5	3.3	69.2	73.2	10401	0.0991	375
3 240	4.5	3.5	74.2	78.2	12601	0.0754	435
3 300	4.5	3.7	80.3	84.3	15788	0.0601	493

# ELECTRIC WIRES & CABLE

## 2.5.4 煤矿用交联聚乙烯绝缘聚氯乙烯护套电力电缆 XLPE insulated PVC sheathed power cable for mining purpose

型号 Type: MYJV ; 额定电压 Rated Voltage: 8.7/10 kV

芯数截面 Nor.cross sectional areas mm <sup>2</sup>	绝缘厚度 Insulation thickness mm	护套厚度 Sheath thickness mm	电缆外径 Overall diameter		参考重量 Ref. weight kg/km	导体(铜)最大 直流电阻 Max.D.C.resistance of conductor (Cu) in 20°C Ω/km	20 °C载流量 Current rating (20°C)A
			最小 min mm	最大 Max mm			
3 25	4.5	2.5	46.4	50.4	2811	0.727	120
3 35	4.5	2.6	48.7	52.7	3261	0.524	140
3 50	4.5	2.7	51.7	55.7	3811	0.387	165
3 70	4.5	2.8	55.6	59.6	4690	0.268	210
3 95	4.5	2.9	59.3	63.3	5702	0.193	255
3 120	4.5	3.1	62.7	66.7	6639	0.153	290
3 150	4.5	3.1	66.2	70.2	7707	0.124	330
3 185	4.5	3.3	70.0	74.0	9052	0.0991	375
3 240	4.5	3.4	75.0	79.0	11113	0.0754	435
3 300	4.5	3.6	80.1	84.1	13276	0.0601	493

## 3 煤矿用聚氯乙烯绝缘电力电缆 PVC Insulated Power Cable for Mine

产品执行标准 Executive standard

本产品按照MT818.11、12-2009《煤矿用阻燃电缆》设计制造。

The product is designed and manufactured according to MT818.11,12-2009 "Flame-retardant Cable for Mine".

3.1 产品的型号和名称 Model and designation of product

型号 Model	名称 Name
MVV	煤矿用聚氯乙烯绝缘聚氯乙烯护套电力电缆 PVC insulated PVC sheathed power cable for mining purpose
MVV22	煤矿用聚氯乙烯绝缘钢带铠装聚氯乙烯护套电力电缆 PVC insulated steel tape armored PVC sheathed power cable for mining purpose

3.2 电缆的规格 Cable specification

型号 Model (0.6/1kV)	芯数 Core No.	规格 Specification/mm <sup>2</sup>
MVV	3	1.5~300
MVV22	3	2.5~300
MVV	3+1	4~300
MVV22	3+1	4~300
MVV	4	4~185
MVV22	4	4~185

3.3 电缆工作条件

Working condition of cable

3.3.1 额定电压

U<sub>0</sub>/U为0.6/1kV。Rated voltage U<sub>0</sub>/U is 0.6/1kV.

3.3.2 电缆导体的长期允许工作温度为70°C。

Long-term allowable working temperature of cable conductor is 70°C.

3.3.3 短路时(最长持续时间不超过5秒)电缆导体的最高工作温度不超过160°C。

Max. working temperature of cable conductor is not over 160°C in short circuit ( Max. lasting time is not over 5s).

3.3.4 敷设电缆时的环境温度应不低于0°C,最小弯曲直径为电缆弯曲试验用圆柱体直径的2倍。

Surrounding temperature shall not be lower than 0°C in laying cable, Min.bending diameter is 2 times than cylinder diameter of cable bending test.

3.4 结构尺寸及主要技术参数

Construction and main technical data

3.4.1 煤矿用聚氯乙烯绝缘聚氯乙烯护套电力电缆

PVC insulated PVC sheathed power cable for mining purpose



# 电线电缆类

型号 Type: MVV ; 额定电压 Rated Voltage: 0.6/1 kV  
3芯 3-core

芯数截面 Nor.cross sectional areas mm <sup>2</sup>	绝缘厚度 Insulation thickness mm	护套厚度 Sheath thickness mm	电缆外径 Overall diameter		参考重量 Ref. weight kg/km	导体(铜)最大 直流电阻 Max.D.C.resistance of conductor (Cu) in 20°C Ω /km	20°C载流量 Current rating (20°C)A
			最小 min mm	最大 Max mm			
3 1.5	0.8	1.8	10.9	14.9	165	12.1	13
3 2.5	0.8	1.8	11.7	15.7	206	7.41	20
3 4	1.0	1.8	13.6	17.6	290	4.61	30
3 6	1.0	1.8	14.7	18.7	367	3.08	37
3 10	1.0	1.8	17.6	21.6	536	1.83	53
3 16	1.0	1.8	19.7	23.7	745	1.15	69
3 25	1.2	1.8	22.8	26.8	1077	0.727	89
3 35	1.2	1.8	24.9	28.9	1390	0.524	109
3 50	1.4	1.8	24.6	28.6	1710	0.387	132
3 70	1.4	1.9	27.8	31.8	2342	0.268	167
3 95	1.6	2.1	32.1	36.1	3197	0.193	213
3 120	1.6	2.2	34.6	38.6	3916	0.153	242
3 150	1.8	2.3	38.5	42.5	4840	0.124	282
3 185	2.0	2.5	42.3	46.3	5991	0.0991	322
3 240	2.2	2.7	47.9	51.9	7851	0.0754	385
3 300	2.4	2.9	53.0	57.0	9770	0.0601	431

4芯 4-core

芯数截面 Nor.cross sectional areas mm <sup>2</sup>	绝缘厚度 Insulation thickness mm	护套厚度 Sheath thickness mm	电缆外径 Overall diameter		参考重量 Ref. weight kg/km	导体(铜)最大 直流电阻 Max.D.C.resistance of conductor (Cu) in 20°C Ω /km	20 °C载流量 Current rating (20°C)A
			最小 min mm	最大 Max mm			
4 4	1.0	1.8	14.7	18.7	355	7.41	30
4 6	1.0	1.8	16.0	20.0	456	4.61	37
4 10	1.0	1.8	19.2	23.2	670	3.08	53
4 16	1.0	1.8	21.6	25.6	943	1.83	69
4 25	1.2	1.8	25.0	29.0	1372	1.15	89
4 35	1.2	1.8	27.4	31.4	1782	0.727	109
4 50	1.4	1.9	30.2	34.2	2332	0.524	132
4 70	1.4	2.1	34.4	38.4	3209	0.387	167
4 95	1.6	2.2	39.6	43.6	4361	0.268	213
4 120	1.6	2.4	42.8	46.8	5351	0.193	242
4 150	1.8	2.5	47.7	51.7	6617	0.153	282
4 185	2.0	2.7	52.5	56.5	8189	0.124	322

# ELECTRIC WIRES & CABLE

## 3+1芯 3+1-core

芯数截面 Nor.cross sectional areas mm <sup>2</sup>	绝缘厚度 Insulation thickness mm		护套厚度 Sheath thickness mm	电缆外径 Overall diameter		参考重量 Ref. weight kg/km	导体(铜)最大直流电阻 Max.D.C.resistance of conductor (Cu) in 20°C Ω/km		20°C载流量 Current rating (20°C)A
	大 Large	小 small		最小 min mm	最大 Max mm		大 Large	小 small	
	3 4+1 2.5	1.0	0.8	1.8	14.4	18.4	333	4.61	7.41
3 6+1 4	1.0	1.0	1.8	15.6	19.6	428	3.08	4.61	37
3 10+1 6	1.0	1.0	1.8	18.9	22.9	628	1.83	3.08	53
3 16+1 10	1.0	1.0	1.8	21.3	25.3	883	1.15	1.83	69
3 25+1 16	1.2	1.0	1.8	24.4	28.4	1270	0.727	1.15	89
3 35+1 16	1.2	1.0	1.8	26.8	30.8	1598	0.524	1.15	109
3 50+1 25	1.4	1.2	1.0	30.8	34.8	2182	0.387	0.727	132
3 70+1 35	1.4	1.2	1.0	35.1	39.1	2978	0.268	0.524	167
3 95+1 50	1.6	1.4	1.0	40.6	44.6	4048	0.193	0.387	213
3 120+1 70	1.6	1.4	1.0	43.7	47.7	5003	0.153	0.268	242
3 150+1 70	1.8	1.4	1.0	48.7	52.7	6035	0.124	0.268	282
3 185+1 95	2.0	1.6	1.1	53.6	57.6	7543	0.0991	0.193	322
3 240+1 120	2.2	1.6	1.1	60.7	64.7	9796	0.0754	0.153	385
3 300+1 150	2.4	1.8	1.1	67.3	71.3	12172	0.0601	0.124	431

## 3.4.2 煤矿用聚氯乙烯绝缘钢带铠装聚氯乙烯护套电力电缆 PVC insulated steel tape armored PVC sheathed power cable for mining purpose

型号 Type: MVV22 ; 额定电压 Rated Voltage: 0.6/1 kV  
3芯 3-core

芯数截面 Nor.cross sectional areas mm <sup>2</sup>	绝缘厚度 Insulation thickness mm	护套厚度 Sheath thickness mm	电缆外径 Overall diameter		参考重量 Ref. weight kg/km	导体(铜)最大直流电阻 Max.D.C.resistance of conductor (Cu) in 20°C Ω/km	20°C载流量 Current rating (20°C)A
			最小 min mm	最大 Max mm			
3 2.5	0.8	1.8	14.3	18.3	313	12.1	13
3 4	1.0	1.8	16.2	20.2	413	7.41	20
3 6	1.0	1.8	17.3	21.3	499	4.61	30
3 10	1.0	1.8	20.0	24.0	689	3.08	37
3 16	1.0	1.8	22.1	26.1	915	1.83	53
3 25	1.2	1.8	25.2	29.2	1273.3	1.15	69
3 35	1.2	1.8	27.3	31.3	1603.5	0.727	89
3 50	1.4	1.8	27.0	31.0	1920.4	0.524	109
3 70	1.4	1.8	30.2	34.2	2580.1	0.387	132
3 95	1.6	1.9	34.5	38.5	3497.9	0.268	167
3 120	1.6	2.1	38.2	42.2	4602	0.193	213
3 150	1.8	2.2	42.1	46.1	5602	0.153	242
3 185	2.0	2.3	45.7	49.7	6804.2	0.124	282
3 240	2.2	2.5	51.3	55.3	8770.2	0.0991	322
3 300	2.4	2.7	56.4	60.4	10787.1	0.0754	385

# 电线电缆类

4芯 4-core

芯数截面 Nor.cross sectional areas mm <sup>2</sup>	绝缘厚度 Insulation thickness mm	护套厚度 Sheath thickness mm	电缆外径 Overall diameter		参考重量 Ref. weight kg/km	导体(铜)最大 直流电阻 Max.D.C.resistance of conductor (Cu) in 20°C Ω /km	20°C载流量 Current rating (20°C)A
			最小 min mm	最大 Max mm			
4 4	1.0	1.8	17.3	21.3	486	7.41	30
4 6	1.0	1.8	18.6	22.6	598	4.61	37
4 10	1.0	1.8	21.6	25.6	836	3.08	53
4 16	1.0	1.8	24.0	28.0	1129	1.83	69
4 25	1.2	1.8	27.4	31.4	1586	1.15	89
4 35	1.2	1.9	30.0	34.0	2031	0.727	109
4 50	1.4	2.0	32.8	36.8	2605	0.524	132
4 70	1.4	2.1	36.8	40.8	3502	0.387	167
4 95	1.6	2.4	43.6	47.6	5187	0.268	213
4 120	1.6	2.5	46.6	50.6	6219	0.193	242
4 150	1.8	2.6	51.5	55.5	7584	0.153	282
4 185	2.0	2.8	56.3	60.3	9252	0.124	322

3+1芯3+1-core

芯数截面 Nor.cross sectional areas mm <sup>2</sup>	绝缘厚度 Insulation thickness mm		护套厚度 Sheath thickness mm	电缆外径 Overall diameter		参考重量 Ref. weight kg/km	导体(铜)最大直流电阻 Max.D.C.resistance of conductor (Cu) in 20°C Ω /km		20 °C载流量 Current rating (20°C)A
	大 Large	小 small		最小 min mm	最大 Max mm		大 Large	小 small	
	3 4+1 2.5	1.0	0.8	1.8	17.0	21.0	462	4.61	7.41
3 6+1 4	1.0	1.0	1.8	18.2	22.2	567	3.08	4.61	37
3 10+1 6	1.0	1.0	1.8	21.3	25.3	792	1.83	3.08	53
3 16+1 10	1.0	1.0	1.8	23.7	27.7	1067	1.15	1.83	69
3 25+1 16	1.2	1.0	1.8	26.8	30.8	1480	0.727	1.15	89
3 35+1 16	1.2	1.0	1.8	29.4	33.4	1842	0.524	1.15	109
3 50+1 25	1.4	1.2	1.0	33.4	37.4	2460	0.387	0.727	132
3 70+1 35	1.4	1.2	1.0	37.7	41.7	3295	0.268	0.524	167
3 95+1 50	1.6	1.4	1.0	44.4	48.4	4873	0.193	0.387	213
3 120+1 70	1.6	1.4	1.0	47.5	51.5	5890	0.153	0.268	242
3 150+1 70	1.8	1.4	1.0	52.7	56.7	7048	0.124	0.268	282
3 185+1 95	2.0	1.6	1.1	57.4	61.4	8629	0.0991	0.193	322
3 240+1 120	2.2	1.6	1.1	64.5	68.5	11025	0.0754	0.153	385
3 300+1 150	2.4	1.8	1.1	71.3	75.3	13569	0.0601	0.124	431